

## Series 1 FRLs

### F07-Series Miniature Filters

#### Features

- 5 micron element
- 1 oz. reservoir
- Transparent bowl

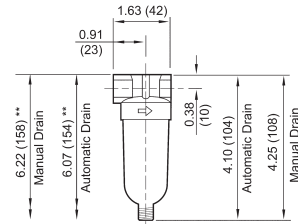
#### Specifications

- Inlet pressure **150 PSI** maximum
- Maximum temperature: **125°F (52°C)**



Port Size	Flow (SCFM)	Automatic Drain Part #	Manual Drain Part #
1/8"	19	F07-100A	F07-100M
1/4"	24	F07-200A	F07-200M

NOTE: SCFM ratings given at 90 PSIG inlet pressure.



\*\* minimum clearance to remove bowl

F

### R07-Series Miniature Regulators

#### Features

- Relieving type
- RG models supplied with a GC620 gauge
- Panel nut not included

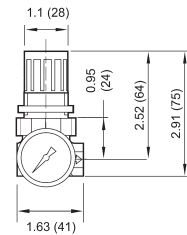
#### Specifications

- Inlet pressure **300 PSI** max.
- Maximum temperature: **150°F (66°C)**
- Regulation at flows up to 22 SCFM at 100 PSIG
- Pressure range **5-100 PSI**



Port Size	Flow (SCFM)	with Gauge Part #	without Gauge Part #
1/8"	14	R07-100RG	R07-100R
1/4"	15	R07-200RG	R07-200R

NOTE: SCFM ratings given at 100 PSIG inlet pressure.



### B07-Series Miniature Filter / Regulators

#### Features

- Relieving type
- 5 micron element
- 1 oz. reservoir
- Push-to-lock adjusting knob
- Supplied with a GC620 gauge
- Bowl guard not available
- Transparent bowl

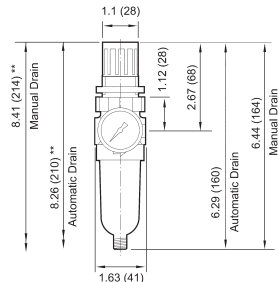
#### Specifications

- Inlet pressure **150 PSI** maximum
- Maximum temperature: **125°F (52°C)**
- Pressure range **5-100 PSI**



Port Size	Flow (SCFM)	Automatic Drain Part #	Manual Drain Part #
1/8"	13	B07-102AG	B07-102MG
1/4"	24	B07-202AG	B07-202MG

NOTE: SCFM ratings given at 150 PSIG inlet pressure.



\*\* minimum clearance to remove bowl

### L07-Series Miniature Lubricators

#### Feature

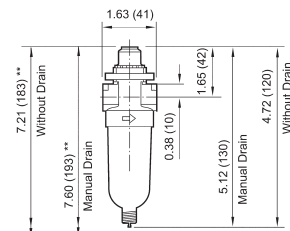
- 1 oz. reservoir

#### Specifications

- Inlet pressure **150 PSI** maximum
- Maximum temperature: **125°F (52°C)**



Port Size	Flow (SCFM)	Transparent Bowl Part #
1/8"	10	L07-100A
1/4"	14	L07-200A



\*\* minimum clearance to remove bowl